

ERRATUM

## 겨울철 고압나트륨등 보광 하에서 온실재배 파프리카의 줄기 유인 수가 생육, 과실 품질 및 생산량에 미치는 영향

윤승리<sup>1†</sup> · 김진현<sup>2†</sup> · 황인하<sup>1</sup> · 김동필<sup>1</sup> · 신지용<sup>1</sup> · 손정익<sup>3,4\*</sup>

<sup>1</sup>서울대학교 농림생물자원학부 원예생명공학전공 대학원생, <sup>2</sup>농촌진흥청 국립원예특작과학원 시설원예연구소 연구사, <sup>3</sup>서울대학교 농림생물자원학부 원예생명공학전공 교수, <sup>4</sup>서울대학교 농업생명과학연구원 겸임연구원

## Effect of Stem Number on Growth, Fruit Quality, and Yield of Sweet Peppers Grown in Greenhouses under Supplemental Lighting with High Pressure Sodium Lamps in Winter

Seungri Yoon<sup>1†</sup>, Jin Hyun Kim<sup>2†</sup>, Inha Hwang<sup>1</sup>, Dongpil Kim<sup>1</sup>, Jiyong Shin<sup>1</sup>, and Jung Eek Son<sup>3,4\*</sup>

<sup>1</sup>Graduate Student, Department of Agriculture, Forestry and Bioresources (Horticultural Science and Biotechnology), Seoul National University, Seoul 08826, Korea

<sup>2</sup>Researcher, Protected Horticulture Research Institute, National Institute of Horticultural and Herbal Science, Rural Development Administration, Haman 52054, Korea

<sup>3</sup>Professor, Department of Agriculture, Forestry and Bioresources (Horticultural Science and Biotechnology), Seoul National University, Seoul 08826, Korea

<sup>4</sup>Adjunct Senior Researcher, Research Institute of Agriculture and Life Sciences, Seoul National University, Seoul 08826, Korea

생물환경조절학회지 30권 3호에 게재된 논문의 그래프를 수정합니다.

---

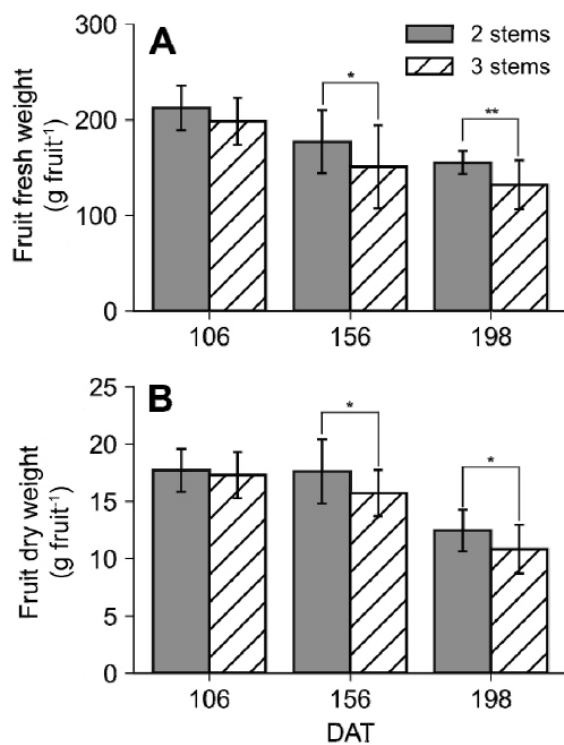
<sup>†</sup>These authors contributed equally to this work

\*Corresponding author: [sjeenv@snu.ac.kr](mailto:sjeenv@snu.ac.kr)

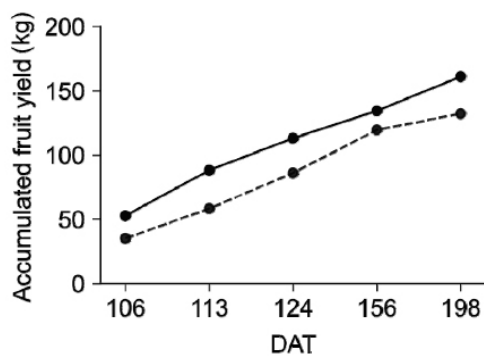
Received June 29, 2021; Revised July 27, 2021;

Accepted July 27, 2021

수정 전

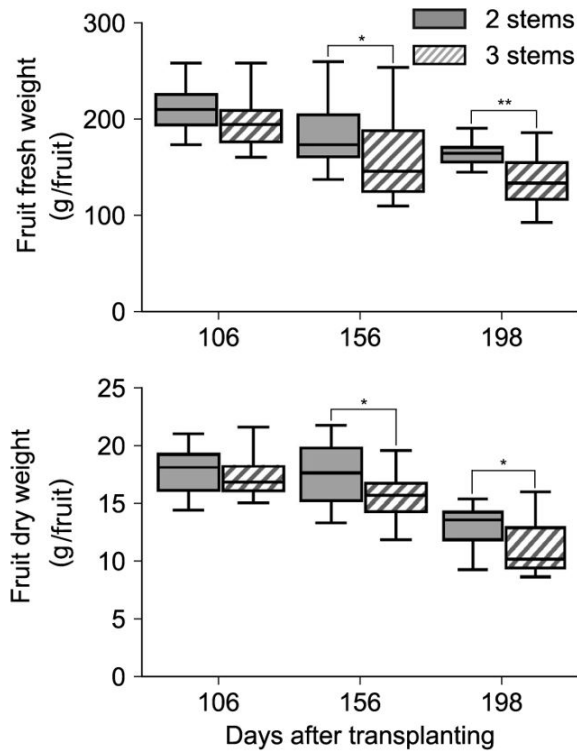


**Fig. 3.** The harvested fruit fresh weight (A), fruit dry weight (B) of fruits of 2 and 3 stem-sweet peppers grown under supplemental lighting with high pressure sodium (HPS) lamps for 106, 156 and 198 days after transplanting (DAT). The vertical bars indicate SD, n = 18. The asterisk indicates significant differences via Student's t-test, \* $p < 0.05$ ; \*\* $p < 0.01$ ; \*\*\* $p < 0.001$  ns, non-significant.

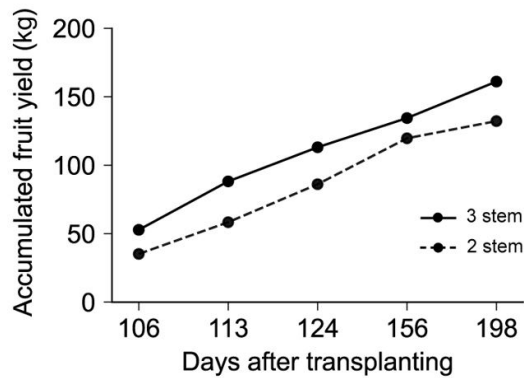


**Fig. 4.** The accumulated fruit yield of 2 and 3 stem-sweet peppers grown under supplemental lighting with high pressure sodium (HPS) lamps with days after transplanting (DAT).

수정 후



**Fig. 3.** The harvested fruit fresh weight (A), fruit dry weight (B) of fruits of 2 and 3 stem-sweet peppers grown under supplemental lighting with high pressure sodium (HPS) lamps for 106, 156 and 198 days after transplanting (DAT). The lines extending parallel from the boxes indicate variability outside the upper and lower quartiles. The vertical line that split the box in two is the median. The asterisk indicates significant differences via Student's t-test, \* $p < 0.05$ ; \*\* $p < 0.01$ ; \*\*\* $p < 0.001$ ; ns, non-significant.



**Fig. 4.** The accumulated fruit yield of 2 and 3 stem-sweet peppers grown under supplemental lighting with high pressure sodium (HPS) lamps with days after transplanting (DAT).